



BUREAU OF BUDGET & MANAGEMENT RESEARCH

OFFICE OF THE GOVERNOR
Post Office Box 2950, Hagåtña Guam 96932



LOURDES A. LEON GUERRERO
GOVERNOR

LESTER L. CARLSON, JR.
DIRECTOR

JOSHUA F. TENORIO
LIEUTENANT GOVERNOR

MAY 20 2019

The Honorable Tina Muña Barnes
Speaker
I Mina'trentai Singko Na Liheslaturan Guåhan
Thirty-Fifth Guam Legislature
Guam Congress Building
163 Chalan Santo Papa
Hagåtña, Guam 96910

35GL-19-0538
Speaker Tina Rose Muña Barnes

MAY 20 2019
Time 4:16 () AM (X) PM
Received By: Matt

2019 MAY 20 PM 4:29 MPE

Dear Speaker Barnes:

Attached is the special revenue fund tracking report for the Guam Highway Fund, Solid Waste Operations Fund (Tipping Fees), Territorial Educational Facilities Fund, Tourist Attraction Fund, Healthy Futures Fund, and Customs, Agriculture and Quarantine Inspection Services Fund for Fiscal Year 2019 for the month ending April 30, 2019 pursuant to item (1) of §13109(a) of Title 2 GCA, Chapter 13.

The attached reports are in draft form for the period provided and are subject to change. Should you have any questions, please do not hesitate to contact this office.

Sincerely,

LESTER L. CARLSON, JR.

<i>Certification of Information Contained in Attachment A</i>
<i>Lester L. Carlson, Jr, Director, Bureau of Budget and Management Research</i>

Attachment(s)

cc: Office of Public Accountability

0538



Government of Guam

FY 2019 Special Revenue Fund Tracking

For the month ending April 30, 2019

Pursuant to §13109(a)(1) of Title 2 GCA, Chapter 13

Attachment A

		<i>Description/Fund Code</i>					
		<i>Guam Highway</i>	<i>Solid Waste Operations</i>	<i>Territorial Educational Facilities Fund</i>	<i>Tourist Attraction</i>	<i>Healthy Futures</i>	<i>CQA Inspections Services Fund</i>
Month		208	416	205 ^{1/}	206	602 ^{2/}	209
FY 2019 (Oct 18-Sept 19)							
(A) October	Actual	2,228,796	1,674,297	258,879	3,491,511	1,540,614	1,056,272
(B) November	Actual	2,073,506	1,550,062	342,729	3,147,390	1,914,462	1,145,281
(C) December	Actual	2,153,460	1,599,459	1,159,968	3,277,741	4,941,605	1,246,954
(D) January	Actual	2,215,003	1,639,739	4,004,010	4,201,286	3,291,642	1,275,261
(E) February	Actual	2,103,293	1,513,604	14,025,275	4,575,021	3,448,238	1,162,090
(F) March	Actual	2,018,891	1,580,977	1,184,643	4,302,124	2,833,777	1,256,290
(G) April	Actual	2,153,046	1,694,700	9,463,625	4,006,165	2,862,714	529,545
(H) May	Projected	1,884,188	1,616,036	943,002	2,956,223	3,303,393	1,095,238
(I) June	Projected	1,952,216	1,589,123	1,208,730	3,078,072	3,084,108	1,184,366
(J) July	Projected	1,805,168	1,617,283	726,474	3,105,543	2,867,170	1,289,186
(K) August	Projected	1,882,885	1,743,250	567,370	3,492,429	2,856,839	1,394,621
(L) September	Projected	2,081,904	1,739,404	535,163	4,436,747	6,328,896	1,128,244
(M) Tracking FY2019		24,552,357	19,557,935	34,419,868	44,070,253	39,273,458	13,763,349
(N) Public Law 34-116		22,808,668	19,534,344	38,301,107	44,746,562	41,419,667	14,378,999
(O) Overage/(Shortage)	(M-N)	1,743,689	23,591	(3,881,239)	(676,309)	(2,146,209)	(615,650)

Note: Data contained herein are subject to change, as additional reconciliations are performed.

^{1/} Represents actual collections for October through April. However, factors in a projected increase of 30.89% to Real Property Tax for remaining months due to P.L. 35-1.

^{2/} Factors in approximately 33% increase due to Tobacco Tax rate changes pursuant to P.L. 34-116.

Government Of Guam
 Combined Comparative Statement Of Revenues
 Special Revenue Funds
 April 30, 2019 & 2018

DRAFT

	ACTUAL Collection for the month			ACTUAL Collection for the Year-To-Date		
	April, 2019	April, 2018	Increase (Decrease)	Fiscal Year 2019	Fiscal Year 2018	Increase (Decrease)
Air Pollution Control Special Fund						
Emission fee / \$6 per ton per year	0	0	0	0	0	0
Penalty - excess emission / \$1,000	54,546	751	53,795	114,605	82,766	31,840
Permit Renewal / \$1,000	0	0	0	0	100	(100)
Admin permit amend nonmajor / \$100	0	0	0	0	0	0
Permit renew nonmajor hazardous/\$200	0	0	0	0	34	(34)
Use of money and property	0	0	0	0	0	0
TOTAL	\$ 54,546	\$ 751	\$ 53,795	\$ 114,605	\$ 82,900	\$ 31,706
Banking & Insurance Enforcement Fund						
Exam fees	0	0	0	0	0	0
ATM fees	0	0	0	0	0	0
Banking & Insurance enforcement	52,621	72,524	(19,903)	125,109	134,460	(9,370)
Use of money and property	0	30	(30)	423	191	232
TOTAL	\$ 52,621	\$ 72,554	\$ (19,933)	\$ 125,532	\$ 134,670	\$ (9,138)
Better Public Service Fund						
Fees and fines	5,000	0	5,000	6,050	11,995	(5,945)
Service contract provide application fee-250	0	0	0	0	0	0
Service contract provide filing fee-25	25	0	25	175	0	175
Use of money and property	0	0	0	0	0	0
TOTAL	\$ 5,025	\$ 0	\$ 5,025	\$ 6,225	\$ 11,995	\$ (5,770)
Chamorro Land Trust Operations Fund						
Land trust application fees	400	450	(50)	1,650	1,700	(50)
Commercial leases / license	32,690	80,752	(48,061)	648,886	643,188	5,698
Agriculture / residential land trust lease	0	0	0	0	99	(99)
Payment in lieu of real property tax	0	0	0	0	0	0
Sale of government land (PL#31-53)	0	17,209	(17,209)	0	17,209	(17,209)
Use of money and property	0	252	(252)	1,810	1,699	111
TOTAL	\$ 33,090	\$ 98,662	\$ (65,572)	\$ 652,346	\$ 663,894	\$ (11,549)
Corrections Revolving Fund						
DOC revolving fund	0	32,550	(32,550)	168,902	631,644	(462,742)
Use of money and property	0	0	0	0	0	0
TOTAL	\$ 0	\$ 32,550	\$ (32,550)	\$ 168,902	\$ 631,644	\$ (462,742)
Custom, Agric and Quarantine Inspection Fund						
Customs overtime services	0	0	0	0	50	(50)
Passenger inspection fee - All	5	149	(144)	135	177	(41)
Passenger inspection fee - Port Authority	0	0	0	0	0	0
Passenger inspection fee - Airport Authority	500,000	977,888	(477,888)	7,480,727	7,298,980	181,747
Cargo inspection fee - All	28,488	24,593	3,896	174,034	738,371	(564,337)
Port inspection fee - single <4000#	0	0	0	0	0	0
Port inspection fee - single >4000#	0	0	0	0	0	0
Port inspection fee - multi <4000#	0	0	0	0	0	0
Port inspection fee - multi >4000#	0	0	0	0	0	0
Air inspection fee - single <100#	0	0	0	0	0	0
Air inspection fee - single >100#	0	0	0	0	0	0
Revenue - other payments	1,052	708	344	16,491	7,108	9,383
Use of money and property	0	54	(54)	306	286	20
TOTAL	\$ 529,545	\$ 1,903,391	\$ (1,373,846)	\$ 7,671,694	\$ 8,044,972	\$ (373,278)
DPHSS Sanitary Inspection Revolving Fund						
Sanitary inspection-register fee	2,692	0	2,692	34,926	0	34,926
Use of money and property	0	3	(3)	327	33	294
TOTAL	\$ 2,692	\$ 3	\$ 2,689	\$ 35,253	\$ 33	\$ 35,220
Enhanced 911 Emergency Reporting System Fund						
911 surcharge \$1	250,072	184,351	65,721	1,181,643	1,134,977	46,665
Use of money and property	0	0	0	844	0	844
TOTAL	\$ 250,072	\$ 184,351	\$ 65,721	\$ 1,182,487	\$ 1,134,977	\$ 47,509
Environmental Health Fund						
Health permits - business	15,244	5,082	10,162	70,276	\$7,430	12,847
PH registration and penalty	0	0	0	400	1,260	(860)
De-rating inspection and certificates	0	0	0	0	0	0
Health certificates	49,472	32,829	16,643	339,923	249,846	90,077
Administrative penalties	0	200	(200)	200	600	(400)
Use of money and property	0	0	0	453	0	453
TOTAL	\$ 64,716	\$ 38,111	\$ 26,605	\$ 411,252	\$ 309,136	\$ 102,117

Government Of Guam
 Combined Comparative Statement Of Revenues
 Special Revenue Funds
 April 30, 2019 & 2018

DRAFT


	ACTUAL Collection for the month			ACTUAL Collection for the Year-to-Date		
	April, 2019	April, 2018	Increase (Decrease)	Fiscal Year 2019	Fiscal Year 2018	Increase (Decrease)
Fire, Life & Medical Emergency Fund						
Transport / standby fees	660	710	(50)	3,582	2,637	945
Fire prevention fees	15,962	6,508	9,454	64,541	60,538	24,004
Other fees	14	56	(42)	175	4,137	(3,962)
Ambulance service	61,230	40,403	20,827	403,086	343,551	59,535
Fire citations	0	0	0	0	0	0
Use of money and property	0	0	0	0	0	0
TOTAL	\$ 77,867	\$ 47,677	\$ 30,190	\$ 491,384	\$ 410,863	\$ 80,522
GMHA Pharmaceuticals Fund						
Transfers in/from General Fund	0	0	0	0	0	0
Transfers in/from GMHA Medicaid	0	0	0	0	0	0
Use of money and property	0	0	(0)	0	1	(1)
TOTAL	\$ 0	\$ 0	\$ (0)	\$ 0	\$ 1	\$ (1)
Guam Contractors License Board Fund						
Contractors fees	22,575	44,570	(21,995)	90,274	124,273	(33,999)
Use of money and property	0	17	(17)	474	85	389
TOTAL	\$ 22,575	\$ 44,587	\$ (22,012)	\$ 90,747	\$ 124,358	\$ (33,610)
Guam Environmental Trust Fund						
Insurance assessment fee	191,912	135,317	56,595	461,463	376,117	85,346
Use of money and property	0	55	(55)	305	198	107
TOTAL	\$ 191,912	\$ 135,372	\$ 56,540	\$ 461,767	\$ 376,315	\$ 85,453
Guam (Territorial) Highway Fund						
Liquid fuel taxes:						
Aviation fuel tax	373,165	364,615	8,550	2,580,544	1,726,744	853,800
Diesel fuel tax	100,018	86,986	13,033	658,772	549,021	109,751
Other fuel tax	28,263	24,335	3,928	185,859	185,745	114
Drawbacks	0	0	0	0	0	0
Mass transit surcharge on diesel fuel	592,492	593,735	(1,243)	4,036,518	3,471,745	564,773
Auto surcharge on other fuels	157,995	158,328	(333)	1,076,389	1,103,257	(26,868)
Condition for deposit fee penalty	0	0	0	0	0	0
GRT credits and adjust taken GHF	0	0	0	0	0	0
Interest and penalties on taxes	0	0	0	0	0	0
Liquid fuel taxes	1,251,933	1,227,998	23,935	8,538,082	7,036,512	1,501,570
Licenses and registrations	901,113	780,402	120,711	6,407,429	5,836,010	571,418
Use of money and property	0	48	(48)	484	247	236
TOTAL	\$ 2,153,046	\$ 2,008,449	\$ 144,597	\$ 14,945,994	\$ 12,872,770	\$ 2,073,225
Guam Invasive Species Inspection Fee Fund						
Invasive species inspection fees	18,495	45,243	(26,747)	577,434	344,601	232,832
Use of money and property	0	0	0	199	0	199
TOTAL	\$ 18,495	\$ 45,243	\$ (26,747)	\$ 577,632	\$ 344,601	\$ 233,031
Guam Museum Fund						
Transfer in/from TAF	0	0	0	0	0	0
Guam museum fees	0	0	0	0	0	0
Building permit fees - 25%	26,087	23,712	2,375	133,911	195,484	(61,572)
Rental - building	0	0	0	0	0	0
Donations and contributions	0	0	0	0	0	0
TOTAL	\$ 26,087	\$ 23,712	\$ 2,375	\$ 133,911	\$ 195,484	\$ (61,572)
Guam Plant Inspection and Permit Fund						
Guam plant inspection and permit	7,980	4,016	3,964	57,240	53,319	3,921
Use of money and property	0	19	(19)	112	117	(5)
TOTAL	\$ 7,980	\$ 4,035	\$ 3,945	\$ 57,352	\$ 53,436	\$ 3,916
Health Professional Licensing Office Revolving Fund						
Healing Arts	0	0	0	0	0	0
Allied Health License	1,230	480	750	34,064	9,865	24,199
Dental Board License	225	2,805	(2,580)	3,232	12,670	(9,438)
Medical Board License	2,125	5,050	(2,925)	14,427	97,921	(83,494)
Nursing Board License	5,500	5,610	(110)	27,114	32,485	(5,371)
Optometry Board License	15	0	15	30	15	15
Pharmacy Board License	660	450	210	4,348	5,290	(942)
Cosmetology Board License	170	214	(44)	2,931	3,076	(145)
Use of money and property	0	0	0	127	0	127
TOTAL	\$ 9,925	\$ 14,609	\$ (4,684)	\$ 86,273	\$ 161,322	\$ (75,049)

Government Of Guam
 Combined Comparative Statement Of Revenues
 Special Revenue Funds
 April 30, 2019 & 2018

DRAFT

	ACTUAL Collection for the month			ACTUAL Collection for the Year To Date		
	April, 2019	April, 2018	Increase (Decrease)	Fiscal Year 2019	Fiscal Year 2018	Increase (Decrease)
Healthy Futures Funds						
Cigarettes	2,378,760	2,361,170	17,590	17,518,996	13,505,367	4,013,629
Cigars	1,494	3,331	(1,837)	13,315	14,642	(1,326)
Others	158,570	83,524	75,046	1,007,459	663,204	344,255
Distilled spirit	82,011	80,964	1,047	629,847	558,779	71,068
Vinous beverages	37,945	27,939	10,006	290,206	253,919	36,287
Malted fermented beverages	203,935	199,961	4,974	1,271,967	1,290,395	(18,428)
Interest and penalties on alcohol	0	0	0	0	0	0
GRT credit & adj taken healthy futures funds	0	0	0	0	(430)	430
Use of money and property	0	184	(184)	1,262	1,637	(375)
Annual Community Contribution	0	0	0	100,000	0	100,000
TOTAL	\$ 2,852,714	\$ 2,756,073	\$ 106,641	\$ 20,833,052	\$ 16,287,512	\$ 4,545,540
Indirect Cost Fund						
Office of the Governor	0	0	0	7,414	0	7,414
Department of Revenue & Taxation	0	0	0	0	0	0
Bureau Statistics and Plans	0	0	0	0	0	0
Department of Law	0	0	0	0	0	0
Guam police-Indirect Cost	0	0	0	0	0	0
Agency of Human Resources Development	0	0	0	0	0	0
Department of Agriculture	0	0	0	0	0	0
Dept of Public Health & Social Service	0	0	0	0	0	0
Library - Indirect Cost	0	1,152	(1,152)	13,101	393,760	(380,659)
Department of Youth Affairs	0	0	0	0	0	0
Dept of Mental Health & Substance Abuse	0	0	0	4,234	0	4,234
Department of Labor	0	0	0	9,782	0	9,782
Department of Parks & Recreation	0	0	0	0	0	0
Department of Vocational Rehabilitation	0	0	0	12,156	94,238	(82,081)
Civil Defense	0	0	0	0	0	0
Guam Energy Office	0	0	0	0	0	0
Guam Public Library System	4,988	4,947	41	4,988	4,947	41
Council of Arts & Humanities	0	0	0	0	0	0
Use of money and property	0	0	0	0	0	0
TOTAL	\$ 4,988	\$ 6,099	\$ (1,110)	\$ 51,676	\$ 492,944	\$ (441,269)
Land Survey Revolving Fund						
Document tax - land survey fee	188,462	160,240	28,221	1,571,187	1,337,785	233,402
Rental of government land	3,205	4,655	(1,449)	21,794	21,915	(121)
Recording fee	32,842	29,014	3,829	188,607	208,734	(20,128)
Application fees	0	0	0	0	0	0
Certificates of document fees	13,589	10,409	3,180	82,978	76,392	6,587
Rezoning Fee	6,400	0	6,400	6,400	0	6,400
Subpoena fees	0	0	0	35	0	35
Use of money and property	0	0	0	0	0	0
TOTAL	\$ 244,498	\$ 204,317	\$ 40,180	\$ 1,871,000	\$ 1,644,825	\$ 226,174
Limited Gaming Fund						
Bingo / Lottery	0	0	0	0	0	0
Cockfighting	0	0	0	0	0	0
Carnival / Liberation Day	0	0	0	0	0	0
Electronic gaming devices	0	0	0	0	0	0
Other gaming activities	0	0	0	0	0	0
License fees - limited gaming	0	0	0	0	0	0
Penalties - failure to file	(14)	616	(630)	528	2,524	(1,996)
Penalties - late tax payment	0	0	0	56	0	56
Dept of Revenue & Taxation - admin - 5%	0	0	0	0	3,222	(3,222)
Mayors' Council - repair of facilities 1/3	37,590	40,172	(2,582)	304,568	305,919	(1,351)
Dept of Parks & Rec - repair of facilities 1/3	38,802	41,468	(2,665)	314,393	315,129	(736)
GDOE - repair of facilities 1/3	38,802	41,468	(2,665)	314,393	315,129	(736)
Interest - Limited Gaming Fund	154	135	19	1,055	1,207	(152)
Consolidated fund - 55%	0	0	0	0	0	0
Dept of Admin - admin - 5%	6,063	6,480	(417)	49,126	46,053	3,073
For recon	0	0	0	0	0	0
Cred/Adj taken limited gaming	0	0	0	0	0	0
Use of money and property	0	0	0	50	0	50
TOTAL	\$ 121,398	\$ 130,338	\$ (8,940)	\$ 984,168	\$ 983,184	\$ (8,916)
Manpower Development Fund						
Registration fees - non immigrant	0	0	0	0	0	0
Registration fees - GCC share	27,708	0	27,708	292,845	0	292,845
Registration fees - Labor share	11,875	0	11,875	124,572	0	124,572
Citation fee - non immigration temp worker	500	0	500	4,700	4,000	700
Use of money and property	0	1	(1)	370	3	367
TOTAL	\$ 40,083	\$ 1	\$ 40,082	\$ 422,487	\$ 4,003	\$ 418,484
Office of Vital Statistics Revolving Fund						
Marriage waiver	2,100	1,900	200	15,930	17,500	(1,570)
Marriage application	2,764	3,540	(776)	21,669	23,620	(1,951)
Firearms permits	0	0	0	0	0	0
Birth certificate	7,987	8,057	(70)	48,889	50,983	(2,094)
Death certificate	3,585	2,815	770	17,925	18,888	(963)
Marriage certificate	4,049	3,600	449	24,377	24,559	(182)
Burial permit	405	395	10	2,460	2,620	(160)
Affidavit of paternity	1,125	1,119	6	8,121	9,117	(996)
Affidavit of public acknowledgment	0	63	(63)	30	193	(163)
Court order change of name	40	10	30	102	70	32
Declaratory judgement	10	40	(30)	160	200	(40)
Adoptions	30	75	(45)	525	645	(120)
Research fee	0	88	(88)	188	739	(551)
Use of money and property	0	0	0	87	0	87
TOTAL	\$ 22,095	\$ 21,702	\$ 393	\$ 140,463	\$ 149,134	\$ (8,671)

Government Of Guam
 Combined Comparative Statement Of Revenues
 Special Revenue Funds
 April 30, 2019 & 2018



	ACTUAL Collection for the month			ACTUAL Collection for the Year-To-Date		
	April, 2019	April, 2018	Increase (Decrease)	Fiscal Year 2019	Fiscal Year 2018	Increase (Decrease)
Pesticide Management Fund						
Pesticide management fund fees	5,474	10,951	(5,477)	38,382	89,155	(50,773)
Use of money and property	0	0	0	0	0	0
TOTAL	\$ 5,474	\$ 10,951	\$ (5,477)	\$ 38,382	\$ 89,155	\$ (50,773)
Police Patrol Vehicle & Equipment Revolving Fund						
Ovis fees / reinspection fees	25,348	21,291	4,057	215,599	182,814	32,785
Damaged GPD vehicle	0	0	0	0	0	0
Use of money and property	0	0	0	158	0	158
TOTAL	\$ 25,348	\$ 21,291	\$ 4,057	\$ 215,757	\$ 182,814	\$ 32,943
Police Services Fund						
Accessible parking fees 50%	0	0	0	0	1,921	(1,921)
Annual gun business registration / \$600	0	0	0	0	0	0
Government of Guam ID / \$10	0	0	0	0	0	0
Traffic report copy fee / \$10	14,196	13,572	624	101,114	104,389	(3,275)
Police blotter report \$1 1st page / \$ 10 each	0	0	0	0	0	0
Police clearance \$7 / \$1 per copy	22,129	19,590	2,539	171,360	222,536	(51,176)
Filing record - security officer / \$75	0	0	0	0	0	0
Firearm trainers / \$500	0	0	0	0	0	0
Highway special use permit / \$50	40	0	40	40	0	40
Firearm registration / \$40	10,680	11,960	(1,280)	88,960	79,800	9,160
Non-concealed firearm ID / \$25	6,106	9,632	(3,526)	54,395	69,095	(13,700)
Concealed firearm ID / \$60	8,446	8,978	(532)	55,414	51,040	4,374
Fingerprinting fee / \$20	3,808	3,366	442	28,084	29,172	(1,088)
Subpoena fee	0	0	0	0	210	(210)
Abstract criminal records / \$15	1,365	1,335	30	8,580	8,925	(345)
Police clearance additional copies	189	205	(16)	1,411	2,253	(842)
Fine - unauthorized use uniform / \$500mx	0	0	0	0	0	0
Firearm ID late renewal fee / \$5	522	576	(54)	3,834	4,149	(315)
Carified copy of records / \$10	0	10	(10)	385	160	225
Firearm inspection fee / \$5	2,385	2,601	(216)	19,638	17,289	2,349
Vehicle Release Fee / \$10	0	0	0	27	0	27
Witness fees / \$35	0	0	0	225	0	225
Special event fee / \$100	989	1,462	(473)	9,804	8,643	1,161
Restitutions - GPD	100	0	100	100	0	100
Other revenues - GPD	0	0	0	0	10,425	(10,425)
Use of money and property	0	0	0	0	0	0
TOTAL	\$ 70,955	\$ 73,287	\$ (2,332)	\$ 543,371	\$ 609,007	\$ (65,636)
Prof Eng, Architects & Land Surveyors Board Fund						
P.E.A.L.S examination / license fees	84,945	69,085	15,860	238,295	240,515	(2,220)
Use of money and property	0	0	0	115	0	115
TOTAL	\$ 84,945	\$ 69,085	\$ 15,860	\$ 238,410	\$ 240,515	\$ (2,105)
Public Recreation Services Fund						
Park fees / park use permits	3,075	5,255	(2,180)	22,175	26,130	(3,955)
Park vendor permits	20	250	(230)	7,055	6,445	610
Community programs fees	0	0	0	2,340	0	2,340
Paseo Stadium fees	0	0	0	6,400	0	6,400
Pool and beach fees	1,778	521	1,257	4,473	2,999	1,474
Recreational admin fees	0	0	0	0	1,515	(1,515)
Youth Center fees	0	0	0	0	0	0
Guam Sports Complex	400	366	34	2,260	6,491	(4,231)
Paseo Recreational Center	0	0	0	122	0	122
Hagatna / Tiyan Tennis Center	0	75	(75)	1,410	2,668	(1,258)
Guerrero Stadium / Tiyan Fields	0	0	0	75	3,305	(3,230)
Tiyan Football / Soccer Field	0	0	0	0	0	0
Baseball fields: Ypaopao	0	0	0	0	0	0
Recreational water use plan	0	0	0	0	0	0
Use of money and property	0	1	(1)	45	22	23
TOTAL	\$ 5,273	\$ 6,468	\$ (1,195)	\$ 46,355	\$ 49,574	\$ (3,220)
Public School Library Resources Fund						
School library resources fund	90,035	92,568	(2,533)	531,263	565,147	(33,885)
Use of money and property	0	5	(5)	142	47	95
TOTAL	\$ 90,035	\$ 92,572	\$ (2,537)	\$ 531,405	\$ 565,195	\$ (33,790)
Rabies Prevention Fund						
Pet license	240	285	(45)	1,565	2,375	(810)
Impoundment fee	0	0	0	0	0	0
Sterilization deposit	0	0	0	0	0	0
Entry permit	3,080	2,780	300	17,845	23,290	(5,445)
Use of money and property	0	0	0	0	0	0
TOTAL	\$ 3,320	\$ 3,065	\$ 255	\$ 19,410	\$ 25,665	\$ (6,255)
Recycling Revolving Fund						
Recycling Fees	233,694	221,708	11,986	1,747,055	1,676,663	70,391
Use of money and property	0	18	(18)	431	48	383
TOTAL	\$ 233,694	\$ 221,726	\$ 11,968	\$ 1,747,486	\$ 1,676,712	\$ 70,774
Safe Streets Fund						
DOC - Safe streets fund	0	0	0	0	24,000	(24,000)
Use of money and property	0	3	(3)	21	27	(6)
TOTAL	\$ 0	\$ 3	\$ (3)	\$ 21	\$ 24,027	\$ (24,006)


Government Of Guam
 Combined Comparative Statement Of Revenues
 Special Revenue Funds
 April 30, 2019 & 2018

DRAFT

	ACTUAL Collection for the month			ACTUAL Collection for the Year-To-Date		
	April, 2019	April, 2018	Increase (Decrease)	Fiscal Year 2019	Fiscal Year 2018	Increase (Decrease)
Solid Waste Operations Fund						
Tipping fee settlement Lagu	0	0	0	0	0	0
Solid waste bid package fee	0	0	0	0	0	0
Fee - household collection	592,313	593,077	(764)	4,221,850	4,155,173	66,678
Fee - compact Ordof tipping fee \$4 cu yd	1,058,280	796,305	261,974	6,098,877	5,709,082	389,795
Fee - uncompact Ordof tipping fee \$4 cu yd	12,664	136,725	(124,062)	682,355	983,857	(301,503)
Fee - uncompact Agat transfer station	4,140	4,058	83	30,480	31,366	(886)
Fee - uncompact Dededo transfer station	0	0	0	0	0	0
Fee - uncompact Malojoj transfer station	4,268	2,685	1,583	31,355	27,315	4,040
Miscellaneous	0	0	0	0	0	0
Restoration charge	4,000	5,050	(1,050)	38,700	32,050	6,650
Transfer charge	0	0	0	0	0	0
Reactivation charge	450	100	350	2,550	1,400	1,150
Trash tags	432	228	204	3,276	3,340	(64)
Fee - uncompact Harmon transfer	18,113	19,691	(1,579)	134,977	133,372	1,605
Interest from settlement Lagu	0	0	0	0	0	0
Use of money and property	41	1,784	(1,742)	8,418	13,797	(5,379)
TOTAL	\$ 1,694,700	\$ 1,559,703	\$ 134,997	\$ 11,252,838	\$ 11,090,751	\$ 162,087
Street Light Fund						
Abandoned vehicle fee - vehicle registration	354,465	334,949	19,516	2,626,164	2,522,723	103,441
Use of money and property	0	0	0	0	0	0
TOTAL	\$ 354,465	\$ 334,949	\$ 19,516	\$ 2,626,164	\$ 2,522,723	\$ 103,441
Tax Collection Enhancement Fund						
Passport fees	80,630	81,650	(1,020)	476,768	500,975	(24,208)
Passport expedite fees	9,405	10,918	(1,513)	54,495	64,173	(9,678)
Passport expedite mail fees	0	60	(60)	0	60	(60)
Use of money and property	0	0	0	0	0	0
TOTAL	\$ 90,035	\$ 92,628	\$ (2,593)	\$ 531,263	\$ 565,208	\$ (33,945)
Territorial Education Facilities Fund						
DRT property taxes	9,262,769	5,720,206	3,542,564	29,967,388	25,852,046	4,115,343
Penalties and interest	200,856	98,279	102,577	470,746	541,920	(71,174)
Real property tax bank fees	0	3,200	(3,200)	183	3,205	(3,022)
Bank deposit shortage / overage	0	0	0	0	0	0
Use of money and property	0	256	(256)	811	481	330
TOTAL	\$ 9,463,625	\$ 5,821,939	\$ 3,641,686	\$ 30,439,128	\$ 26,397,652	\$ 4,041,476
Tourist Attraction Fund						
Occupancy taxes, hotel / motel	4,006,165	3,665,057	341,108	26,983,834	25,024,874	1,958,960
Other occupancy taxes	0	0	0	0	0	0
Occupancy taxes, interest & penalties	0	0	0	0	0	0
Use of money and property	0	1,909	(1,909)	17,404	11,755	5,649
Gain (Loss) on investment	0	0	0	0	0	0
TOTAL	\$ 4,006,165	\$ 3,666,966	\$ 339,199	\$ 27,001,238	\$ 25,036,629	\$ 1,964,609
Water Protection Fund						
Grading plan review fees	1,638	255	1,384	3,224	2,490	734
Clearing and grubbing permits	28,826	2,004	26,821	41,904	79,429	(37,524)
Stockpiling permits	21	269	(248)	12,674	689	11,984
Field citation violations	0	0	0	0	0	0
Use of money and property	0	0	0	0	0	0
TOTAL	\$ 30,485	\$ 2,528	\$ 27,957	\$ 57,802	\$ 82,608	\$ (24,806)
Water Research and Development Fund						
Well drilling permit	500	0	500	13,150	21,900	(8,750)
Use of money and property	0	0	0	0	0	0
TOTAL	\$ 500	\$ 0	\$ 500	\$ 13,150	\$ 21,900	\$ (8,750)

Note:
 1 Revenues are based on the modified accrual basis and current financial resources measurement focus. During the year, revenues are recognized when collected or become susceptible to accrual. In accordance with GASB 33, Accounting and Financial Reporting for Nonexchange Transactions, at year-end an accrual is made for actual collections relating to prior years taxes collected 90 days after the OIG closing. Estimates are recorded for the Provision for Refunds. Section 30 revenues are prorated over 12 months using straight-line.

Government Of Guam
 Actual Revenues Compared to Prorated Adopted Revenues
 Social Revenue Funds
 Seven Months Ended April 30, 2019




	For the Months			Year-To-Date		
	Adopted Revenues	Actual Collections	Favorable (Unfavorable)	Adopted Revenues	Actual Collections	Favorable (Unfavorable)
Air Pollution Control Special Fund						
Emission fee / \$6 per ton per year	0	0	0	0	0	0
Penalty - excess emission / \$1,000	7,540	54,546	47,006	130,293	114,605	(15,688)
Permit Renewal / \$1,000	0	0	0	100	0	(100)
Admin permit amend nonmajor / \$100	0	0	0	0	0	0
Permit renew nonmajor hazardous/\$200	0	0	0	34	0	(34)
Use of money and property	0	0	0	0	0	0
TOTAL	\$ 7,540	\$ 54,546	\$ 47,006	\$ 130,427	\$ 114,605	\$ (15,822)
Banking & Insurance Enforcement Fund						
Exam fees	0	0	0	0	0	0
ATM fees	0	0	0	0	0	0
Banking & Insurance enforcement	73,769	52,621	(21,148)	143,193	125,109	(18,084)
Use of money and property	0	0	0	0	423	423
TOTAL	\$ 73,769	\$ 52,621	\$ (21,148)	\$ 143,193	\$ 125,532	\$ (17,661)
Better Public Service Fund						
Fees and fines	129,360	5,000	(124,360)	917,521	6,050	(911,471)
Service contract provide application fee-250	0	0	0	0	0	0
Service contract provide filing fee-25	0	25	25	0	175	175
Use of money and property	0	0	0	0	0	0
TOTAL	\$ 129,360	\$ 5,025	\$ (124,335)	\$ 917,521	\$ 8,225	\$ (911,296)
Chamorro Land Trust Operations Fund						
Land trust application fees	858	400	(458)	5,648	1,650	(3,998)
Commercial leases / license	99,283	32,690	(66,593)	772,908	648,886	(124,022)
Agriculture / residential land trust lease	0	0	0	0	0	0
Payment in lieu of real property tax	0	0	0	0	0	0
Sale of government land (PL#31-53)	0	0	0	0	0	0
Use of money and property	0	0	0	0	1,810	1,810
TOTAL	\$ 100,141	\$ 33,090	\$ (67,051)	\$ 778,556	\$ 652,346	\$ (126,210)
Dept of Corrections Inmate Revolving Fund						
DOC revolving fund	73,485	0	(73,485)	918,187	168,902	(749,285)
Use of money and property	0	0	0	0	0	0
TOTAL	\$ 73,485	\$ 0	\$ (73,485)	\$ 918,187	\$ 168,902	\$ (749,285)
Custom, Agric and Quarantine Inspection Fund						
Customs overtime services	0	0	0	50	0	(50)
Passenger inspection fee - All	148	5	(143)	183	135	(48)
Passenger inspection fee - Port Authority	0	0	0	0	0	0
Passenger inspection fee - Airport Authority	1,048,888	500,000	(548,888)	7,795,976	7,480,727	(315,249)
Cargo inspection fee - All	25,296	28,488	3,192	743,297	174,034	(569,263)
Port inspection fee - single <4000#	0	0	0	0	0	0
Port inspection fee - single >4000#	0	0	0	0	0	0
Port inspection fee - multi <4000#	0	0	0	0	0	0
Port inspection fee - multi >4000#	0	0	0	0	0	0
Air inspection fee - single <100#	0	0	0	0	0	0
Air inspection fee - single >100#	0	0	0	0	0	0
Revenue - other payments	1,707	1,052	(655)	9,185	16,491	7,326
Use of money and property	0	0	0	0	306	306
TOTAL	\$ 1,076,039	\$ 529,545	\$ (546,494)	\$ 8,548,671	\$ 7,671,894	\$ (876,776)
DPHSS Sanitary Inspection Revolving Fund						
Sanitary inspection-register fee	10,200	2,692	(7,508)	69,911	34,926	(34,985)
Use of money and property	0	0	0	0	327	327
TOTAL	\$ 10,200	\$ 2,692	\$ (7,508)	\$ 69,911	\$ 35,253	\$ (34,658)
Enhanced 911 Emergency Reporting System Fund						
911 surcharge \$1	189,500	250,072	60,572	1,171,026	1,181,643	10,617
Use of money and property	0	0	0	0	844	844
TOTAL	\$ 189,500	\$ 250,072	\$ 60,572	\$ 1,171,026	\$ 1,182,487	\$ 11,461
Environmental Health Fund						
Health permits - business	5,132	15,244	10,112	57,776	70,276	12,500
PH registration and penalty	0	0	0	1,260	400	(860)
De-ratting inspection and certificates	0	0	0	0	0	0
Health certificates	33,729	49,472	15,743	256,146	339,923	83,777
Administrative penalties	200	0	(200)	600	200	(400)
Use of money and property	0	0	0	0	453	453
TOTAL	\$ 39,061	\$ 64,716	\$ 25,655	\$ 315,782	\$ 411,252	\$ 95,470

Government Of Guam
Actual Revenues Compared to Prorated Adopted Revenues
Special Revenue Funds
Seven Months Ended April 30, 2019

DRAFT

	For the Months			Year-To-Date		
	Adopted Revenues	Actual Collections	Favorable (Unfavorable)	Adopted Revenues	Actual Collections	Favorable (Unfavorable)
Fire, Life & Medical Emergency Fund						
Transport / standby fees	710	660	(50)	2,137	3,582	1,445
Fire prevention fees	5,653	15,962	10,309	54,548	84,541	29,993
Other fees	56	14	(42)	4,232	175	(4,057)
Ambulance service	31,402	61,230	29,828	280,547	403,086	122,539
Fire citations	0	0	0	0	0	0
Use of money and property	0	0	0	0	0	0
TOTAL	\$ 37,821	\$ 77,867	\$ 40,046	\$ 341,464	\$ 491,384	\$ 149,920
GMHA Pharmaceuticals Fund						
Transfers in/from General Fund	600,900	0	(600,900)	4,206,300	0	(4,206,300)
Transfers in/from GMHA Medicaid	1,006,068	0	(1,006,068)	7,042,476	0	(7,042,476)
Use of money and property	0	0	0	0	0	0
TOTAL	\$ 1,606,968	\$ 0	\$ (1,606,968)	\$ 11,248,776	\$ 0	\$ (11,248,776)
Guam Contractors License Board Fund						
Contractors fees	39,570	22,575	(16,995)	89,271	90,274	1,003
Use of money and property	0	0	0	0	474	474
TOTAL	\$ 39,570	\$ 22,575	\$ (16,995)	\$ 89,271	\$ 90,747	\$ 1,478
Guam Environmental Trust Fund						
Insurance assessment fee	120,098	191,912	71,814	345,680	461,463	115,783
Use of money and property	0	0	0	0	305	305
TOTAL	\$ 120,098	\$ 191,912	\$ 71,814	\$ 345,680	\$ 461,767	\$ 116,087
Guam (Territorial) Highway Fund						
Liquid fuel taxes:						
Aviation fuel tax	369,614	373,165	3,551	1,761,740	2,580,544	818,804
Diesel fuel tax	87,185	100,018	12,833	550,416	658,772	108,356
Other fuel tax	24,335	28,263	3,928	185,740	185,859	119
Drawbacks	0	0	0	0	0	0
Mass transit surcharge on diesel fuel	598,734	592,492	(6,242)	3,506,741	4,036,518	529,777
Auto surcharge on other fuels	162,328	157,995	(4,333)	1,131,255	1,076,389	(54,866)
Condition for deposit fee penalty	0	0	0	0	0	0
GRT credits and adjust taken GHF	0	0	0	0	0	0
Interest and penalties on taxes	0	0	0	0	0	0
Liquid fuel taxes	1,242,196	1,251,933	9,737	7,135,892	8,538,082	1,402,190
Licenses and registrations	780,490	901,113	120,623	5,836,623	6,407,429	570,806
Use of money and property	0	0	0	0	484	484
TOTAL	\$ 2,022,686	\$ 2,153,046	\$ 130,360	\$ 12,972,515	\$ 14,945,994	\$ 1,973,479
Guam Invasive Species Inspection Fee Fund						
Invasive species inspection fees	40,498	18,495	(22,003)	311,392	577,434	266,042
Use of money and property	0	0	0	0	199	199
TOTAL	\$ 40,498	\$ 18,495	\$ (22,003)	\$ 311,392	\$ 577,632	\$ 266,240
Guam Museum Fund						
Transfer in/from TAF	0	0	0	0	0	0
Guam museum fees	0	0	0	0	0	0
Building permit fees - 25%	78,979	26,087	(52,892)	582,350	133,911	(448,439)
Rental - building	0	0	0	0	0	0
Donations and contributions	0	0	0	0	0	0
TOTAL	\$ 78,979	\$ 26,087	\$ (52,892)	\$ 582,350	\$ 133,911	\$ (448,439)
Guam Plant Inspection and Permit Fund						
Guam plant inspection and permit	4,260	7,980	3,720	55,027	57,240	2,213
Use of money and property	0	0	0	0	112	112
TOTAL	\$ 4,260	\$ 7,980	\$ 3,720	\$ 55,027	\$ 57,352	\$ 2,325
Health Professional Licensing Office Revolving Fund						
Healing Arts	0	0	0	0	0	0
Allied Health License	480	1,230	750	8,865	34,064	25,199
Dental Board License	2,605	225	(2,380)	44,270	3,232	(41,038)
Medical Board License	4,817	2,125	(2,692)	88,947	14,427	(74,520)
Nursing Board License	5,810	5,500	(310)	28,485	27,114	(1,371)
Optometry Board License	15	15	0	105	30	(75)
Pharmacy Board License	450	660	210	3,780	4,348	558
Cosmetology Board License	214	170	(44)	2,276	2,931	655
Use of money and property	0	0	0	0	127	127
TOTAL	\$ 14,391	\$ 9,925	\$ (4,466)	\$ 176,738	\$ 86,273	\$ (90,465)

Government Of Guam
Actual Revenues Compared to Prestated Adopted Revenues
Social Revenue Funds
Seven Months Ended April 30, 2019



	For the Months			Year-To-Date		
	Adopted Revenues	Actual Collections	Favorable (Unfavorable)	Adopted Revenues	Actual Collections	Favorable (Unfavorable)
Healthy Futures Funds						
Cigarettes	2,661,170	2,378,760	(282,410)	15,605,365	17,518,996	1,913,631
Cigars	3,555	1,494	(2,061)	16,214	13,315	(2,899)
Others	233,523	158,570	(74,953)	1,713,203	1,007,459	(705,744)
Distilled spirit	170,964	82,011	(88,953)	1,188,778	629,847	(558,931)
Vinous beverages	36,938	37,945	1,007	316,914	290,208	(26,708)
Malted fermented beverages	348,961	203,935	(145,026)	2,340,392	1,271,967	(1,068,425)
Interest and penalties on alcohol	0	0	0	0	0	0
GRT credit & adj taken healthy futures funds	0	0	0	0	0	0
Use of money and property	0	0	0	0	1,262	1,262
Annual Community Contribution	0	0	0	0	100,000	100,000
TOTAL	\$ 3,455,111	\$ 2,862,714	\$ (592,397)	\$ 21,180,866	\$ 20,833,052	\$ (347,814)
Indirect Cost Fund						
Office of the Governor	0	0	0	0	7,414	7,414
Department of Revenue & Taxation	0	0	0	0	0	0
Bureau Statistics and Plans	0	0	0	0	0	0
Department of Law	0	0	0	0	0	0
Guam police-Indirect Cost	0	0	0	0	0	0
Agency of Human Resources Development	0	0	0	0	0	0
Department of Agriculture	0	0	0	0	0	0
Dept of Public Health & Social Service	21,151	0	(21,151)	474,533	13,101	(461,432)
Library - Indirect Cost	0	0	0	0	0	0
Department of Youth Affairs	0	0	0	0	0	0
Dept of Mental Health & Substance Abuse	0	0	0	0	4,234	4,234
Department of Labor	0	0	0	0	9,782	9,782
Department of Parks & Recreation	0	0	0	0	0	0
Department of Vocational Rehabilitation	0	0	0	99,237	12,156	(87,081)
Civil Defense	0	0	0	0	0	0
Guam Energy Office	0	0	0	0	0	0
Guam Public Library System	4,947	4,988	41	4,947	4,988	41
Council of Arts & Humanities	0	0	0	0	0	0
Use of money and property	0	0	0	0	0	0
TOTAL	\$ 26,098	\$ 4,988	\$ (21,110)	\$ 578,717	\$ 51,676	\$ (527,041)
Land Survey Revolving Fund						
Document tax - land survey fee	160,593	188,462	27,869	1,354,134	1,571,187	217,053
Rental of government land	4,654	3,205	(1,449)	23,911	21,794	(2,117)
Recording fee	29,013	32,842	3,829	208,732	188,607	(20,126)
Application fees	0	0	0	0	0	0
Certificates of document fees	10,408	13,589	3,181	86,389	82,978	(3,411)
Rezoning Fee	0	6,400	6,400	0	6,400	6,400
Subpoena fees	0	0	0	0	35	35
Use of money and property	0	0	0	0	0	0
TOTAL	\$ 204,668	\$ 244,498	\$ 39,830	\$ 1,673,166	\$ 1,871,000	\$ 197,834
Limited Gaming Fund						
Bingo / Lottery	0	0	0	0	0	0
Cockfighting	0	0	0	0	0	0
Carnival / Liberation Day	0	0	0	0	0	0
Electronic gaming devices	0	0	0	0	0	0
Other gaming activities	0	0	0	0	0	0
License fees - limited gaming	0	0	0	0	0	0
Penalties - failure to file	0	(14)	(14)	0	528	528
Penalties - late tax payment	0	0	0	0	56	56
Dept of Revenue & Taxation - admin - 5%	0	0	0	0	0	0
Mayors' Council - repair of facilities 1/3	38,171	37,590	(581)	291,916	304,568	12,652
Dept of Parks & Rec - repair of facilities 1/3	39,467	38,802	(665)	301,126	314,393	13,267
GDOE - repair of facilities 1/3	39,467	38,802	(665)	301,126	314,393	13,267
Interest - Limited Gaming Fund	0	154	154	0	1,055	1,055
Consolidated fund - 95%	0	0	0	0	0	0
Dept of Admin - admin - 5%	5,918	6,063	145	41,000	49,128	8,128
For recon	0	0	0	0	0	0
Cred/Adj taken limited gaming	0	0	0	0	0	0
Use of money and property	0	0	0	0	50	50
TOTAL	\$ 123,023	\$ 121,398	\$ (1,625)	\$ 935,188	\$ 984,188	\$ 49,000
Manpower Development Fund						
Registration fees - non immigrant	0	0	0	0	0	0
Registration fees - GCC share	55,500	27,708	(27,792)	409,300	292,845	(116,455)
Registration fees - Labor share	34,500	11,875	(22,625)	229,100	124,572	(104,528)
Citation fee - non immigration temp worker	2,800	500	(2,300)	16,600	4,700	(11,900)
Use of money and property	0	0	0	0	370	370
TOTAL	\$ 92,800	\$ 40,083	\$ (52,717)	\$ 655,000	\$ 422,487	\$ (232,513)
Office of Vital Statistics Revolving Fund						
Marriage waiver	1,900	2,100	200	17,500	15,930	(1,570)
Marriage application	3,540	2,764	(776)	23,820	21,659	(1,951)
Firearms permits	0	0	0	0	0	0
Birth certificate	8,056	7,987	(69)	50,981	48,889	(2,092)
Death certificate	2,815	3,585	770	18,888	17,925	(963)
Marriage certificate	3,600	4,049	449	24,559	24,377	(182)
Burial permit	395	405	10	2,620	2,460	(160)
Affidavit of paternity	1,119	1,125	6	9,117	8,121	(996)
Affidavit of public acknowledgment	63	0	(63)	193	30	(163)
Court order change of name	10	40	30	70	102	32
Declaratory judgement	40	10	(30)	200	180	(20)
Adoptions	75	30	(45)	604	525	(79)
Research fee	88	0	(88)	739	188	(551)
Use of money and property	0	0	0	0	87	87
TOTAL	\$ 21,761	\$ 22,895	\$ 394	\$ 149,091	\$ 140,463	\$ (8,628)

Government Of Guam
Actual Revenues Compared to Prorated Adopted Revenues
Special Revenue Funds
Seven Months Ended April 30, 2018

DRAFT

	For the Months			Year-To-Date		
	Adopted Revenues	Actual Collections	Favorable (Unfavorable)	Adopted Revenues	Actual Collections	Favorable (Unfavorable)
Pesticide Management Fund						
Pesticide management fund fees	11,774	5,474	(6,300)	94,913	38,382	(56,531)
Use of money and property	0	0	0	0	0	0
TOTAL	\$ 11,774	\$ 5,474	\$ (6,300)	\$ 94,913	\$ 38,382	\$ (56,531)
Police Patrol Vehicle & Equipment Revolving Fund						
Ovis fees / reinspection fees	21,701	25,348	3,647	185,684	215,599	29,915
Damaged GPD vehicle	0	0	0	0	0	0
Use of money and property	0	0	0	0	158	158
TOTAL	\$ 21,701	\$ 25,348	\$ 3,647	\$ 185,684	\$ 215,757	\$ 30,073
Police Services Fund						
Accessible parking fees 50%	0	0	0	0	0	0
Annual gun business registration / \$600	0	0	0	0	0	0
Government of Guam ID / \$10	0	0	0	0	0	0
Traffic report copy fee / \$10	13,972	14,196	224	107,189	101,114	(6,075)
Police blotter report \$1 1st page / \$ 10 each	0	0	0	0	0	0
Police clearance \$7 / \$1 per copy	20,290	22,129	1,839	227,436	171,360	(56,076)
Filing record - security officer / \$75	0	0	0	0	0	0
Firearm trainers / \$500	0	0	0	0	0	0
Highway special use permit / \$50	0	40	40	0	40	40
Firearm registration / \$40	12,210	10,680	(1,530)	81,550	88,960	7,410
Non-concealed firearm ID / \$25	9,882	8,106	(3,776)	69,645	54,395	(15,450)
Concealed firearm ID / \$60	9,128	8,446	(682)	52,090	55,414	3,324
Fingerprinting fee / \$20	3,366	3,808	442	28,172	28,084	(1,088)
Subpoena fee	0	0	0	0	0	0
Abstract criminal records / \$15	1,335	1,365	30	8,825	8,580	(345)
Police clearance additional copies	205	189	(16)	2,253	1,411	(842)
Fine - unauthorized use uniform / \$500mx	0	0	0	0	0	0
Firearm ID late renewal fee / \$5	576	522	(54)	4,149	3,834	(315)
Certified copy of records / \$10	10	0	(10)	160	385	225
Firearm inspection fee / \$5	2,771	2,385	(386)	18,479	19,638	1,159
Vehicle Release Fee / \$10	0	0	0	0	27	27
Witness fees / \$35	0	0	0	0	225	225
Special event fee / \$100	1,712	989	(723)	10,393	9,804	(589)
Resolutions GPD	0	100	100	0	100	100
Other revenues - GPD	0	0	0	0	0	0
Use of money and property	0	0	0	0	0	0
TOTAL	\$ 75,457	\$ 70,955	\$ (4,502)	\$ 611,641	\$ 543,371	\$ (68,270)
Prof Eng, Architects & Land Surveyors Board Fund						
P.E.A.L.S. examination / license fees	70,804	84,945	14,141	252,548	238,295	(14,253)
Use of money and property	0	0	0	0	115	115
TOTAL	\$ 70,804	\$ 84,945	\$ 14,141	\$ 252,548	\$ 238,410	\$ (14,138)
Public Recreation Services Fund						
Park fees / park use permits	7,755	3,075	(4,680)	43,630	22,175	(21,455)
Park vendor permits	3,140	20	(3,120)	17,125	7,055	(10,070)
Community programs fees	0	0	0	0	2,340	2,340
Paseo Stadium fees	0	0	0	0	6,400	6,400
Pool and beach fees	521	1,778	1,257	4,389	4,473	74
Recreational admin fees	0	0	0	1,785	0	(1,785)
Youth Center fees	0	0	0	0	0	0
Guam Sports Complex	366	400	34	6,690	2,260	(4,430)
Paseo Recreational Center	0	0	0	0	122	122
Hagatna / Tiyan Tennis Center	275	0	(275)	3,744	1,410	(2,334)
Guenero Stadium / Tiyan Fields	0	0	0	4,005	75	(3,930)
Tiyan Football / Soccer Field	0	0	0	0	0	0
Baseball fields: Ypaopao	0	0	0	0	0	0
Recreational water use plan	0	0	0	0	0	0
Use of money and property	0	0	0	0	45	45
TOTAL	\$ 12,057	\$ 5,273	\$ (6,784)	\$ 81,358	\$ 46,355	\$ (35,003)
Public School Library Resources Fund						
School library resources fund	97,375	90,035	(7,340)	598,795	531,263	(67,533)
Use of money and property	0	0	0	0	142	142
TOTAL	\$ 97,375	\$ 90,035	\$ (7,340)	\$ 598,795	\$ 531,405	\$ (67,390)
Rabies Prevention Fund						
Pet license	252	240	(12)	2,144	1,585	(579)
Impoundment fee	0	0	0	0	0	0
Sterilization deposit	0	0	0	0	0	0
Entry permit	2,580	3,080	500	21,890	17,845	(4,045)
Use of money and property	0	0	0	0	0	0
TOTAL	\$ 2,832	\$ 3,320	\$ 488	\$ 24,034	\$ 19,410	\$ (4,624)
Recycling Revolving Fund						
Recycling Fees	227,953	233,694	5,741	1,720,382	1,747,055	26,673
Use of money and property	0	0	0	0	431	431
TOTAL	\$ 227,953	\$ 233,694	\$ 5,741	\$ 1,720,382	\$ 1,747,486	\$ 27,104
Safe Streets Fund						
DOC - Safe streets fund	21,325	0	(21,325)	153,591	0	(153,591)
Use of money and property	0	0	0	0	21	21
TOTAL	\$ 21,325	\$ 0	\$ (21,325)	\$ 153,591	\$ 21	\$ (153,570)

Government Of Guam
Actual Revenues Compared to Prorated Adopted Revenues
Social Revenue Funds
Seven Months Ended April 30, 2019

DRAFT

	For the Months			Year-To-Date		
	Adopted Revenues	Actual Collections	Favorable (Unfavorable)	Adopted Revenues	Actual Collections	Favorable (Unfavorable)
Solid Waste Operations Fund						
Tipping fee settlement Lagu	0	0	0	0	0	0
Solid waste bid package fee	0	0	0	0	0	0
Fee - household collection	591,578	592,313	737	4,144,669	4,221,850	77,181
Fee - compact Ordol tipping fee \$4 cu yd	704,305	1,058,280	263,975	5,695,079	6,098,877	403,798
Fee - uncompact Ordol tipping fee \$4 cu yd	136,325	12,664	(123,661)	981,054	682,355	(298,699)
Fee - uncompact Agat transfer station	25,919	4,140	(21,779)	188,451	30,480	(157,971)
Fee - uncompact Dededo transfer station	0	0	0	0	0	0
Fee - uncompact Malojoj transfer station	2,685	4,268	1,583	27,323	31,355	4,032
Miscellaneous	0	0	0	0	0	0
Restoration charge	5,050	4,000	(1,050)	32,050	38,700	6,650
Transfer charge	0	0	0	0	0	0
Reactivation charge	100	450	350	1,400	2,550	1,150
Trash tags	228	432	204	3,340	3,276	(64)
Fee - uncompact Harmon transfer	19,691	18,113	(1,579)	133,368	134,977	1,609
Interest from settlement Lagu	0	0	0	0	0	0
Use of money and property	0	41	41	0	8,418	8,418
TOTAL	\$ 1,575,879	\$ 1,694,700	\$ 118,821	\$ 11,206,734	\$ 11,252,838	\$ 46,104
Street Light Fund						
Abandoned vehicle fee - vehicle registration	344,751	354,465	9,714	2,591,334	2,628,164	34,830
Use of money and property	0	0	0	0	0	0
TOTAL	\$ 344,751	\$ 354,465	\$ 9,714	\$ 2,591,334	\$ 2,628,164	\$ 34,830
Tax Collection Enhancement Fund						
Passport fees	85,650	80,630	(5,020)	528,974	476,768	(52,207)
Passport expedite fees	11,498	9,405	(2,093)	68,238	54,495	(13,743)
Passport expedite mail fees	60	0	(60)	60	0	(60)
Use of money and property	0	0	0	0	0	0
TOTAL	\$ 97,208	\$ 90,035	\$ (7,173)	\$ 597,272	\$ 531,263	\$ (66,010)
Territorial Education Facilities Fund						
DRT property taxes	6,420,205	9,262,769	2,842,564	30,752,042	29,967,388	(784,654)
Penalties and interest	110,421	200,856	90,435	626,914	470,746	(156,168)
Real property tax bank fees	0	0	0	0	183	183
Bank deposit shortages / overage	0	0	0	0	0	0
Use of money and property	0	0	0	0	811	811
TOTAL	\$ 6,530,626	\$ 9,463,625	\$ 2,932,999	\$ 31,378,956	\$ 30,439,128	\$ (939,828)
Tourist Attraction Fund						
Occupancy taxes, hotel / motel	3,825,986	4,006,165	180,179	26,151,380	26,983,834	832,454
Other occupancy taxes	0	0	0	0	0	0
Occupancy taxes, interest & penalties	0	0	0	0	0	0
Use of money and property	0	0	0	0	17,404	17,404
Gain (Loss) on investment	0	0	0	0	0	0
TOTAL	\$ 3,825,986	\$ 4,006,165	\$ 180,179	\$ 26,151,380	\$ 27,001,238	\$ 849,858
Water Protection Fund						
Grading plan review fees	254	1,638	1,384	2,488	3,224	736
Clearing and grubbing permits	804	28,826	28,022	52,970	41,904	(11,066)
Stockpiling permits	269	21	(248)	687	12,674	11,987
Field citation violations	0	0	0	0	0	0
Use of money and property	0	0	0	0	0	0
TOTAL	\$ 1,327	\$ 30,485	\$ 29,158	\$ 56,143	\$ 57,802	\$ 1,659
Water Research and Development Fund						
Well drilling permit	1,800	500	(1,300)	23,700	13,150	(10,550)
Use of money and property	0	0	0	0	0	0
TOTAL	\$ 1,800	\$ 500	\$ (1,300)	\$ 23,700	\$ 13,150	\$ (10,550)